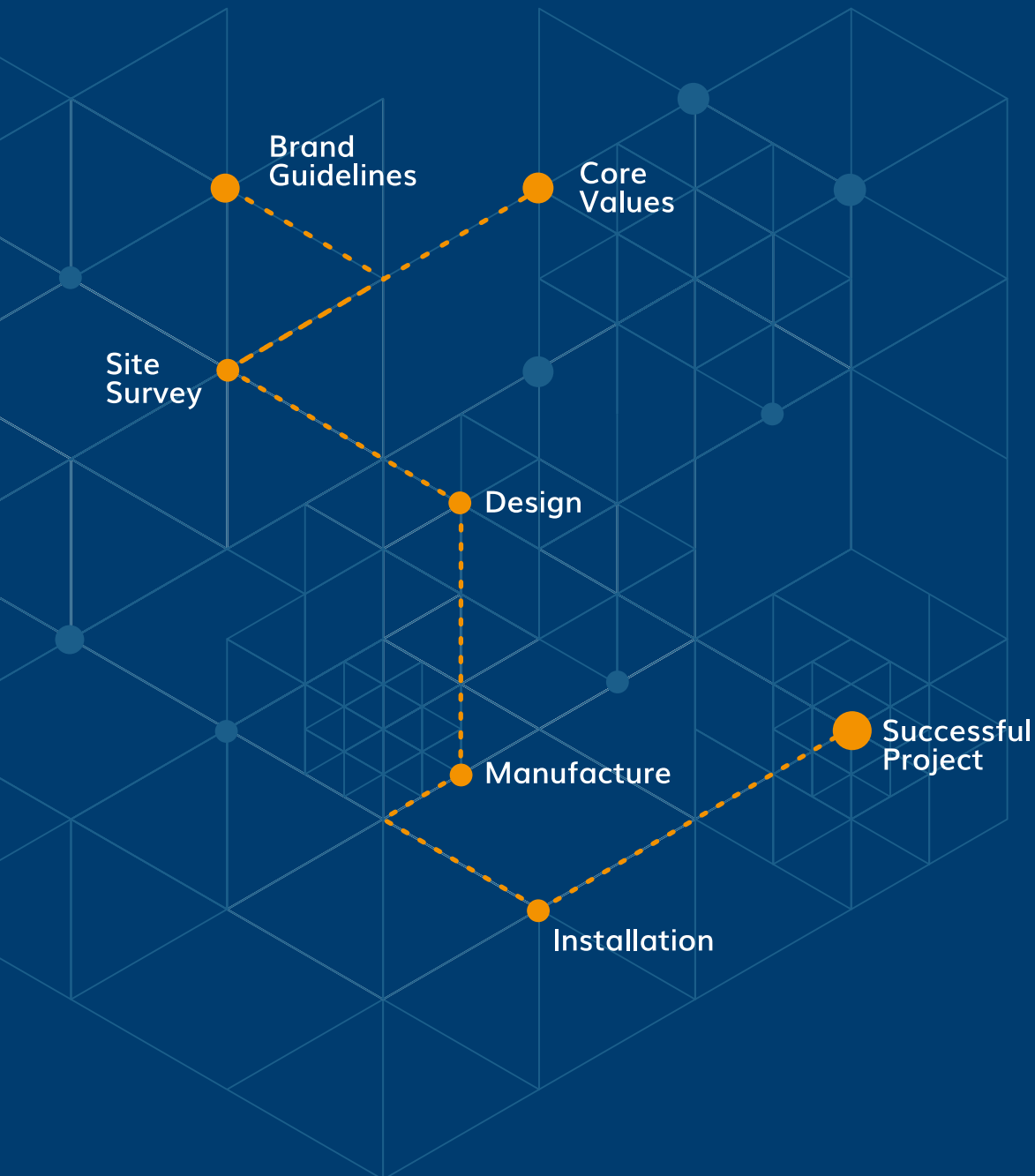



# Signage, Wayfinding and Branding Solutions

Education  
2023



model

[www.modelsigns.co.uk](http://www.modelsigns.co.uk)







## Contents

About us



Welcome to Model



4

Associations and Accreditations



5

Services



Design



6

Survey and Planning



7

Wayfinding



8

Project Management



10

Installation and Maintenance



11

Products



External



12

Internal



16

Graphics



20

## Welcome to Mödel

**Mödel is a turnkey provider of signage, wayfinding and branding solutions to the education sector throughout the UK.**

Our key to success is in building long-term relationships by working in close partnerships to ensure projects run smoothly, are delivered on time and within budget.

We are dedicated to providing the highest levels of service, specifying high quality, durable products.

Whether you have a small refurbishment project, or need a complete wayfinding or branding solution, we will work with you to ensure a successful and positive experience.





## Associations and Accreditations

Mödel is proud to have achieved the highest level of accreditations and has been awarded sign supplier status with various purchasing organisations and national consortium frameworks.



# Services



Design



Survey and Planning



Wayfinding



Project Management



Installation and Maintenance



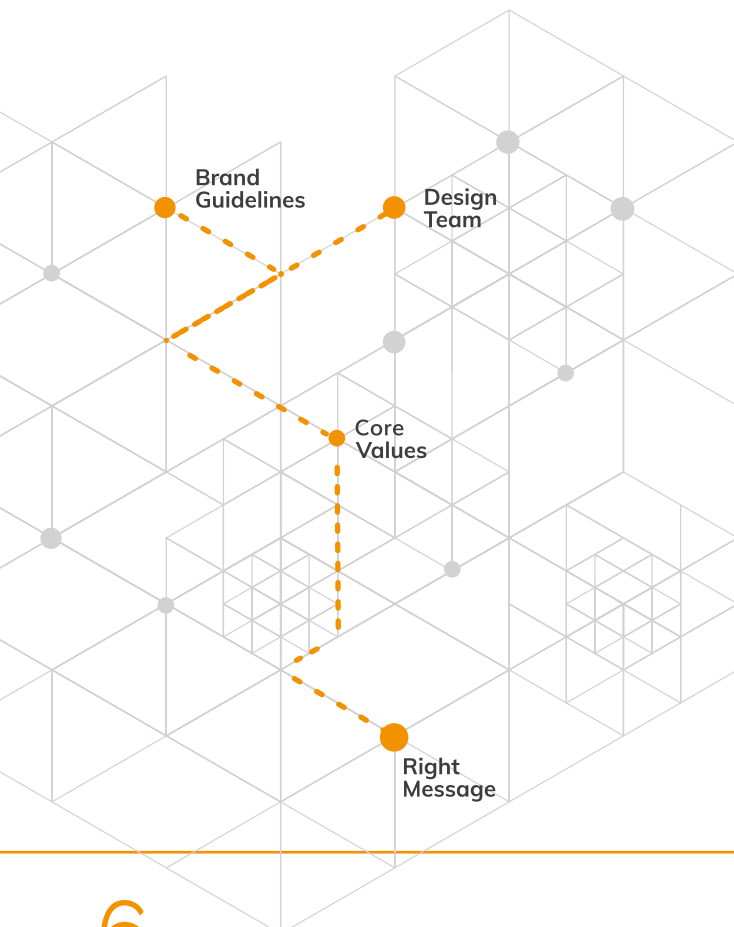
## Design

**Our in-house design team can develop solutions that are in keeping with your brand guidelines and core values.**

We have years of experience in wayfinding and branding and can deliver tailor-made solutions that best reflect your organisation and convey the right message to visitors and site users.

The Team are fully conversant with wayfinding principles and the application of brand guidelines within a signage strategy; the Equality Act 2010; signing for people with learning difficulties or language barriers; and British Standards.

If you are considering undertaking a project and would like some advice and ideas, call us on 08000 24 24 81 to speak to one of the team.







## Survey

Before commissioning new signage, it's worth considering a site survey as there may be potential issues that could be costly if not identified at an early stage.

Our team will happily visit your premises to discuss full requirements and advise on the best type of product and specification to suit your needs, environment and budget.

### *Our survey will cover:*

- ▶ Hazards / health and safety issues
- ▶ Sign location
- ▶ Product suitability
- ▶ Correct signage sizes
- ▶ Legibility requirements
- ▶ Navigational issues
- ▶ Disability requirements
- ▶ Installation requirements (including access machinery)
- ▶ We will also highlight any potential pitfalls that will require further investigation

During the survey, your requirements will be discussed in greater detail and any additions or amendments documented. The project manager will also propose solutions or alternatives to overcome any potential site issues.

## Planning

When undertaking an external signage project, it's critical to consider the potential need for planning guidance. Understanding local planning requirements will help avoid time consuming and often costly mistakes. Planning approval can take upwards of 8-12 weeks, so it's best to be prepared, especially if alterations to your application are required.

Permissions may also be required for working in busy pedestrian areas, or road closures if fitting at street level.

### *Our planning service includes*

- ▶ Planning artwork
- ▶ Location plans
- ▶ Photo montages
- ▶ Application on behalf of the client
- ▶ Site meetings with planning officers when required.

**“ Given our location within a prestigious conservation area, we knew planning would require serious consideration.**

**Mödel completed the planning application on our behalf, they did a fantastic job putting together all of the documentation and site plans.**

**I'm pleased to say that we now have fabulous new signage courtesy of Model! ”**

Design



Survey and  
Planning



Wayfinding



Project  
Management



Installation  
and Maintenance



## Services



Design



Survey and Planning



Wayfinding



Project Management



Installation and Maintenance

### Wayfinding

**If you are undertaking a signage project or experiencing negative feedback relating to the navigation around your site, a review of the wayfinding provision will be a worthwhile investment.**

Often misinterpreted, many sign companies view the process as simply undertaking a survey to identify signage that needs replacing, updating or relocating.

In reality it's about a whole lot more than just signs. Wayfinding encompasses a wide range of information systems that help to guide people through a physical space and where possible enhance their experience of the environment around them. The more complex the space, the higher the level of importance should be given to visual cues such as maps, symbols, colours, landmarks and of course signs.

An effective wayfinding solution will ease navigational issues, improve safety and well-being for site users and help to re-enforce a brand where required.







Mödel has successfully delivered wayfinding solutions across many environments.



Healthcare Environments



Colleges and Universities




Town Centres



Business Parks



Parks & Open Spaces



Exhibition & Leisure Centres



BIDS



Schools



## Services



Design



Survey and Planning



Wayfinding



Project Management



Installation and Maintenance



### Project Management

**Undertaking a signage project can be daunting, especially if you haven't got the necessary expertise, time and/or resources to manage the process in-house.**

Mödel's project managers are on hand to manage the entire delivery of a project, from concept through to completion. Your assigned project manager will work with you and your team to agree the project goals and timescales, arrange site surveys, organise samples/prototypes, artwork for concept drawings and production approval and work through the decision-making process.



Once your project has been issued for manufacture, your project manager will be responsible for liaising with the production team and ensuring delivery timescales are met.

If your signage is being installed, the project management team will issue RAMS documentation and be on-site to oversee the installation engineers.



Our project managers are professional and skilled individuals, with a successful track record in the delivery of a wide range of signage and wayfinding projects. Minimum accreditations include SMSTS, IPAF, PASMA, Asbestos Awareness, First Aid certifications, Streetworks and CSCS cards.





Design



Survey and  
Planning



Wayfinding



Project  
Management



## Installation

**Whether your project involves the installation of complex products or you simply don't have the manpower to fit your new signs, our engineers are on hand to help.**

We employ specialist signage engineers with a minimum of 5 years industry experience; all are DBS checked annually and possess IPAF and PASMA certifications and CSCS cards.

We can offer specialist high level installation via abseil, for installations where conventional access machinery is unsuitable.

**Installation  
and Maintenance**



## Maintenance

**It's important to remember that signs need maintenance.**

With a suitable maintenance programme in place, your signs will look good for longer and provide you with a better return on your investment.

Additionally, due to recent changes in legislation, the owner of a sign is also deemed responsible for all health and safety aspects of that sign. This is more pertinent in electrical safety and structural safety of high level signage.

We will always discuss a "bolt-on" maintenance package when a client purchases signage. Additionally, if you have existing signage requiring maintenance, we can undertake a site survey that will identify the correct package for your site and provide a quote.



All of our installation engineers are

- ✓ Enhanced DBS Checked
- ✓ IPAF
- ✓ PASMA
- ✓ CSCS

**If you would like to know more about our service, call us and speak to one of our consultants on 08000 24 24 81 or email [info@modelsigns.co.uk](mailto:info@modelsigns.co.uk).**



## Products External Signage



External



Internal



Graphics



External signage is often the first thing that a visitor sees when they visit your site, whether that's stylish entrance signage to show off your brand or high quality wayfinding products, it's crucial to get it right.

We don't limit ourselves to any particular product or material, we just look for the right solution for each client, whether that's designing a completely bespoke suite of products, utilising industry standard modular sign systems, or as in most cases, a balanced mixture of both. Our design team can work with you to help conceptualise an ideal solution.



### Material options:

- ▶ Glass
- ▶ Stainless Steel
- ▶ Brass
- ▶ Corian
- ▶ Aluminium – sheet and extruded
- ▶ Acrylic
- ▶ Concrete
- ▶ Timber
- ▶ Vitreous Enamel



## Products External Signage



## Our external products include:

- ▶ Entrance / Feature Signage
- ▶ Fingerposts
- ▶ Architectural Lettering
- ▶ Fascia Signs
- ▶ Hoardings and Events Signage
- ▶ Directional Signs/Maps
- ▶ Plaques and Crests
- ▶ Traffic Signage
- ▶ Digital Displays
- ▶ Notice Cases

Products can also be designed to include various forms of illumination and for adverse environments requiring hard-wearing signage, we offer specialist finishes such as ClearGuard™ anti-graffiti coating for extra resilience.





## Products Internal Signage



External



Internal



Graphics



**Whether you are looking for a simple door sign or a complete internal wayfinding solution, we offer a wide choice of flexible, cost-effective and robust solutions to suit every requirement.**

Our internal products are not limited to a specific range or type. We can deliver standardised modular architectural sign systems and bespoke solutions. We will always specify the most suitable products for each client's requirements based on their users' needs and environment.

With a choice of manufacturing techniques at our disposal, we are able to work with many different types of materials including, but not limited to, aluminium, glass, steel, brass, timber, and a variety of plastics and composites.

# Products Internal Signage




Our standardised sign system ranges are manufactured from durable aluminium extruded components which are designed to be easy to update and can be customised to meet with your organisations specific brand requirements.



**For requirement such as signing for the visually impaired, our products can be customised to include supplementary aids such as Braille and raised tactile lettering and audio systems.**

If a digital signage solution is required, we can offer both stand-alone digital signage systems with management software, and/or bespoke products incorporating both static and digital signage.





## Products Graphics



External



Internal



Graphics



Quick, clean and highly effective, environmental graphics are a simple and cost-effective solution, enabling a space to be completely transformed within a matter of hours.

We are a single point resource offering survey, design, manufacture and installation of both internal and external graphic solutions. Our team can work with you to advise on the most suitable materials and use.

### Environmental graphics have a wide range of applications:



#### Wayfinding

Used as part of a wayfinding strategy to define spaces



#### Identity

Large graphics to help re-enforce your brand and core values



#### Messaging

Conveying positive information about your organisation



#### Decoration


Adding colour and interest to dull spaces




Combining the latest high quality digital print technology with a wide variety of materials, we are able to offer clients:



Digitally printed vinyl wall coverings



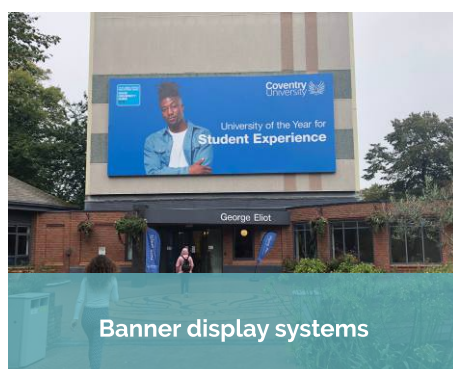
Optically clear glazing printed manifestations




Contravision graphic





Decorative architectural glazing films (e.g. frosting)



Banner display systems



Illuminated fabric frames





## Products Graphics

